



NEBRASKA
WORKERS'
COMPENSATION
COURT



NEBRASKA WORKERS' COMPENSATION COURT (NWCC) EDI CLAIMS RELEASE 3.1 INFORMATION WEBINAR

**PARTICIPANT LOGIN:
2:00 PM-2:30 EST
THIS PRESENTATION WILL BEGIN
PROMPTLY AT 2:30 PM EST**



NEBRASKA
WORKERS'
COMPENSATION
COURT



WELCOME TO NEBRASKA WORKERS' COMPENSATION COURT (NWCC) EDI CLAIMS RELEASE 3.1 INFORMATION WEBINAR

**DATE: JANUARY 15, 2019
TIME: 2:30 PM EST, 1:30 PM CST –
4:30 EST, 3:30 PM CST**

For Claim Administrators, Insurance
Companies, Third Party Administrators, Self
Insured Employers, Risk Management Pools
& EDI Service Providers.

Introduction of Presenters

Nebraska Workers' Compensation Court

Allen Kassebaum | Regulatory Programs Manager

Aaron Anderson | Information Technology Manager

Bruce Mayfield | IT Software Applications Developer

ISO Workers Compensation Standards division

Amy E. Cooper, WCP | Business Associate – Strategy & Operations

Robbie Tanner | Senior Manager – IAIABC Products Group

Nancy Johns | wcAnalyzer Product Manager

Linda Yon | wcCapture Product Manager


Natalie Tarazona, WCP | wcCapture Assistant Product Manager



Welcome to the Nebraska Workers' Compensation Court's (NWCC) EDI Claims Release 3.1 Information Webinar

During the Information Webinar

- All attendees phones will be muted for the duration of the webinar.
- Any questions during the Information Webinar, please send an email to NWCCEDI@ISO.COM (Hereafter referred to as Nebraska's EDI email).
 - The questions will be presented during or immediately following the session as time permits.
 - All questions and answers will be available online at <https://NWCCEDI.INFO> (Hereafter referred to as Nebraska's EDI website), shortly after the Information Session.
- This Information Webinar is being recorded and will be available online for future viewing at Nebraska's EDI website by January 18, 2019.



Overview of Electronic Data Interchange for Claims (EDI Claims)

What is EDI?




Electronic Data Interchange (EDI) is the electronic exchange of data between *business* trading partners, in a standardized format.

Nebraska is using the IAIABC National Standard, EDI Claims Release 3.1 to replace EDI Release 1 reporting.

Implementation Considerations and Coordination

Access IAIABC Claims Release 3.1 Implementation schedule at:

https://www.iaiaabc.org/iaiaabc/EDI_Claims.asp



Select **EDI Claims**
from the EDI
Standards menu

Claims Release
3.1

Implementation
schedule

EDI Claims Standards

IAIABC EDI Claims Standards are used to report of injury and subsequent report of the most current release and is maintained. Release 3.1 is published on January 1 of 2018.

Claims State Implementation

Download the [EDI Jurisdictional Profile](#) of EDI Standards.

View the [EDI Jurisdictional Summary](#) of EDI Standards.

View the [Claims Release 3.1 Implementation Schedule](#)

EDI Claims

EDI Medical

EDI Proof of Coverage

Electronic Medical
Billing

Standard References

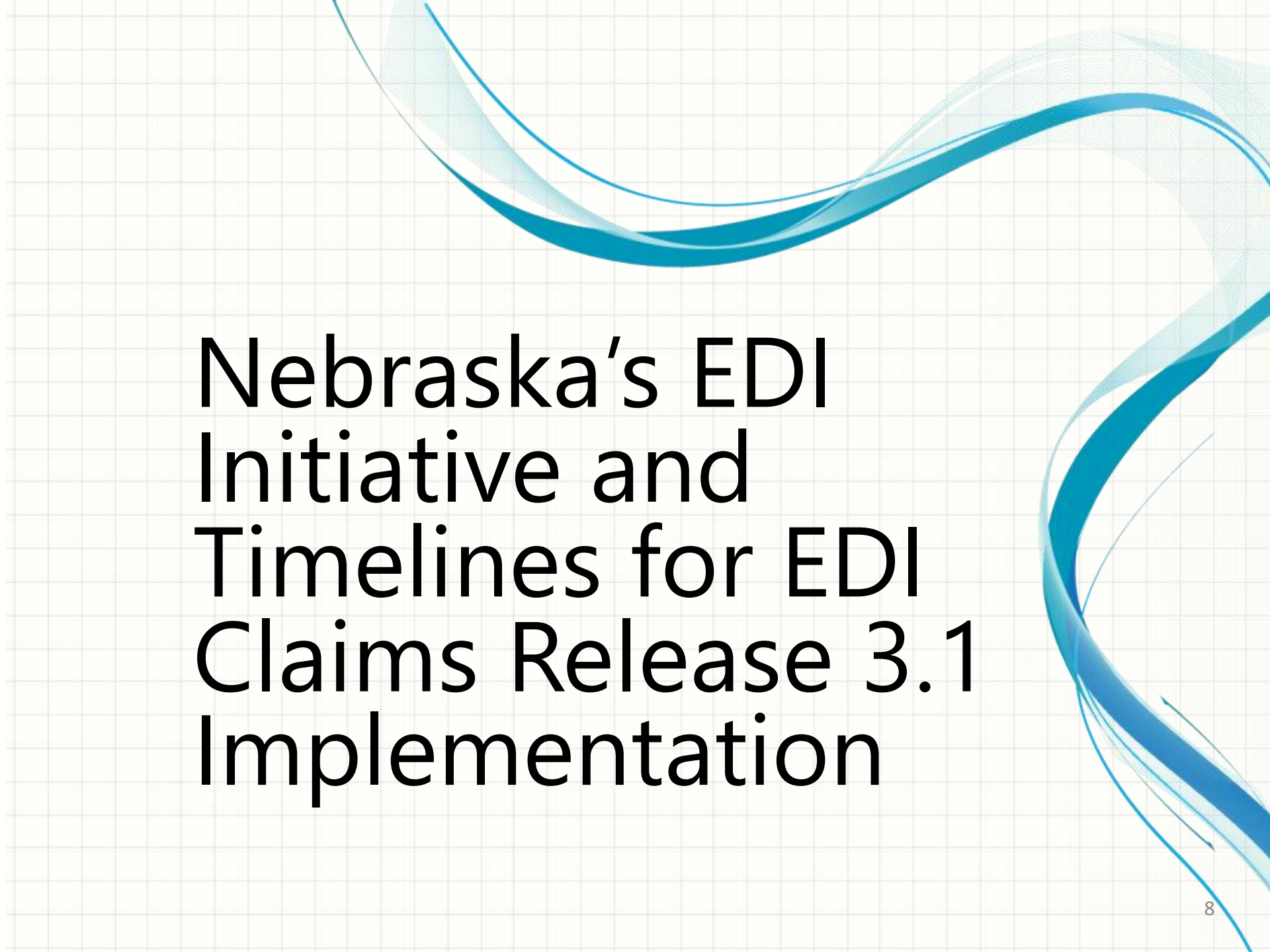
Standards
Development

Licensing

Support workers' compensation first in all jurisdictions. EDI Claims Release 3.1 is the latest updated documentation for EDI Claims

Learn more about implementations of all IAIABC

Implementation insight on all IAIABC EDI



Nebraska's EDI Initiative and Timelines for EDI Claims Release 3.1 Implementation

Nebraska's Initiative and Timeline for EDI Claims Release 3.1 Implementation

The Nebraska Workers' Compensation Court (NWCC) will be transitioning from electronic reporting of workers' compensation First Reports of Injury (FROI) and Subsequent Reports of Injury (SROI) via Release 1 (R1), to First Reports of Injury (FROI) and Subsequent Reports of Injury (SROI) in Release 3.1 (R3.1).

Release 3.1 electronic reporting will be required for all trading partners: insurers, self-insured employers, risk management pools and claim administrators. Mandatory implementation is planned for May 15, 2019.

Nebraska 's Initiative and Timeline for EDI Claims Release 3.1 Implementation

Effective **Tuesday, May 14, 2019** ensure ***the last*** reportable ***Release 1 data*** is sent to and received by Nebraska.

All Release 1 reports not received by Nebraska on May 15, 2019 by 2:00 AM CT must be submitted electronically per the Event Table effective on the mandate date May 15, 2019.

Effective Wednesday, May 15, 2019, electronic reporting via Release 3.1 for all Trading Partners will begin.

Nebraska 's Initiative and Timeline for EDI Claims Release 3.1 Implementation

Trading Partner Registration: Available starting on 10/1/2018 through 2/1/2019

Trading Partner/EDI Vendor Testing: Available starting on 2/1/2019 through 5/1/2019

FROI Testing is to be completed by: 3/1/2019

SROI Testing is to be completed by: 4/1/2019

Last Submission of Release 1 (5/14/19 data): must be received by Nebraska no later than 5/15/2019 at 2:00 AM CT.

Mandatory Release 3.1 FROI SROI Reporting Begins: 5/15/2019

Release 3.1. Acknowledgements are returned beginning: 5/22/2019

Nebraska's Trading Partner Registration

Who is a Trading Partner?



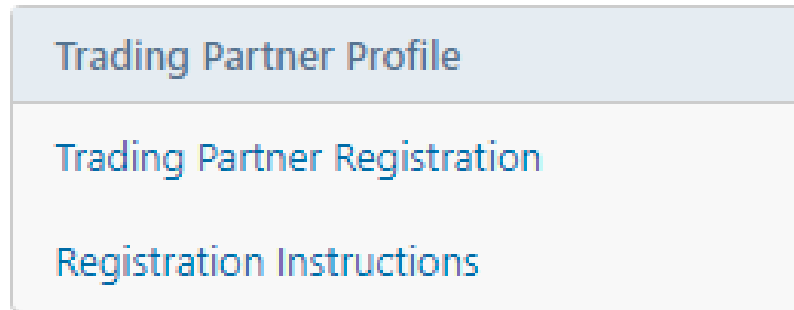
A Trading Partner is an entity that exchanges data electronically with the Nebraska Workers' Compensation Court.

Who should complete a Trading Partner Profile?


- Claim Administrators, Insurers, Self-Insured Employers, Risk Management Pools and Third Party Administrators who will be submitting data directly.
- Any business who plans to use the Nebraska ISO Jurisdiction Web Entry reporting system.
- Claim Administrators, Insurers, Self-Insured Employers, Risk Management Pools and Third Party Administrators who will be submitting data using an EDI Service Provider or Vendor.
- Any business entity that plans to submit data on behalf of one or more Claim Administrators, Insurers, Self-Insured Employers, or Risk Management Pools, such as a Third Party Administrator.

Trading Partner Profile (TPP) Registration Timelines

- Trading Partner Profile registration is now available
- Registration will be completed electronically through Nebraska's EDI website by selecting Trading Partner Registration on the left side of the page



- Even though you are a Release 1 registered Trading Partner, you must re-register for R3.1.
- All Trading Partners should submit a NEW Release 3.1 TPP Registration by 2/1/2019.
- **EDI VENDORS: Please reach out to your clients to ensure TPP Registration for R3.1 is completed**

A decorative graphic consisting of several overlapping, wavy blue lines that flow from the top left towards the bottom right, creating a sense of movement and depth. The lines vary in opacity and thickness, giving it a layered, ribbon-like appearance.

Trading Partner Transition from Mandatory Reporting of EDI Claims Release 1 to Release 3.1

Trading Partner Transition to Mandatory FROI SROI EDI Reporting for R3.1

How does the transition work?

Report New Claims: Claims that are new and have never been reported in Release 1 to Nebraska .

What EDI reports should be sent for New Claims?

FROI: For each new claim, review the FROI Event Table to determine which event would cause you to report the claim to Nebraska.

SROI: Following the FROI report, review the SROI Event Table to determine what SROI reports can follow the FROI and should be reported to Nebraska .

Trading Partner Transition to Mandatory FROI SROI EDI Reporting for R3.1

How does the transition work? Report Legacy Claims:

Legacy Claims properly filed: A Legacy claim that is required and properly filed is any claim previously reported in Release 1 for which a Jurisdiction Claim Number (JCN) has been assigned.

Legacy Claims not properly filed: A Legacy claim where the Date Claim Administrator Had Knowledge of the Injury (DN0041) is prior to 5/15/2019, that is required and not previously reported in Release 1, and no Jurisdiction Claim Number (JCN) has been assigned.

Trading Partner Transition to Mandatory FROI SROI EDI Reporting for R3.1

What EDI reports should be sent for Legacy Claims?

Legacy Claims properly filed: A FROI UR (Update Report) is required prior to submitting any FROI or SROI in R3.1. The FROI UR is intended to match a claim previously reported in R1 and to “set the picture” for R3.1 reporting.

Following the FROI UR, a SROI UR or any applicable SROI per sequencing is allowed to be reported.

Please review the Event Table for details.

Trading Partner Transition to Mandatory FROI SROI EDI Reporting for R3.1

What EDI reports should be sent for Legacy Claims?

Legacy Claims not properly filed: If a FROI R1 MTC was required and was not properly filed with Nebraska, a Legacy Claim would not have been created for which to match to a FROI UR, so the applicable FROI 00 (Original), 04 (Denial) or AU (Acquired/Unallocated) should be sent instead of a FROI UR.

Following the FROI 00, 04 or AU, a SROI UR is allowed IF the Date Claim Administrator Had Knowledge of the Injury (DN0041) is prior to May 15, 2019. If the SROI UR is not reported, then any applicable SROI per the Event Table and Sequencing edits is allowed to be reported. Please review the Event Table for details.

Nebraska expects the FROI and SROI UR report submissions to be completed by 7/15/19. If a claim re-opens after 7/15/19, then the same Report Trigger should be followed.



Trading Partner and EDI Vendor Testing

Trading Partners & EDI Service Provider (Vendor) Testing

Trading Partner testing begins 2/1/2019 and will continue through 5/1/2019.

Trading Partner Profile registrations must be submitted and approved prior to testing. Nebraska will allow registrations through 2/1/2019.

Trading Partners & EDI Service Provider (Vendor) Testing

Testing for Nebraska will be handled by Nebraska's EDI Claims vendor, ISO - Workers Compensation Standards division

All Trading Partners will be required to complete the published Nebraska test plan to verify their ability to file electronically with Nebraska prior to the EDI Claims Release 3.1 implementation date.

For Trading Partners who are currently, or are planning to file EDI Claims Release 3.1 FROI/SROI reports through an EDI vendor, the vendor will be required to complete the test plan on behalf of all their clients. Once the vendor is approved for production, the Trading Partner will also be approved for production.

Trading Partners & EDI Service Provider (Vendor) Testing

For Trading Partners who are planning to file EDI Claims Release 3.1 FROI/SROI reports without using an EDI Vendor, they will be required to complete the test plan on their own behalf.

Nebraska ISO Jurisdiction Web Entry users are not required to test.

Trading Partners & EDI Service Provider (Vendor) Testing

The 5 Test Stages of Testing

Stage 1: EDI Trading Partner Profile Electronic Registration

Stage 2: Pretest and Technical Capability Test

Stage 3: Business Content Test (FROI)

Stage 4: Business Content Test (SROI)

Stage 5: Nebraska Test Completion (FROI and SROI)

Trading Partners & EDI Service Provider (Vendor) Testing

The 5 Test Stages of Testing

Stage 1: EDI Trading Partner Profile Electronic Registration

Complete the EDI Trading Partner Profile Electronic Registration. Please note that the information on the registration is used for both testing and production reporting.

Stage 2: Pretest and Technical Capability Test

Complete the technical capability test to ensure that the file structure is valid per the IAIABC EDI Claims Release 3.1 standards. This portion ensures that the Header Record is populated with the correct Sender ID, the Receiver ID and other data validations.

The file structure/format for the test files must be correct.

Trading Partners & EDI Service Provider (Vendor) Testing

Stage 3: Business Content Test (FROI)

The business content test for FROI requires at a minimum the FROI MTCs, **(00, 01, 02, 04, CO, UR)** to be tested in accordance with the Nebraska R3.1 Test Plan.

When considering the FROI reports that will be tested, it is recommended that a review of Stage 4 SROI testing be performed at the same time to determine if additional FROI test reports are needed to establish claims in order to successfully complete the SROI testing.

Trading Partners & EDI Service Provider (Vendor) Testing

Stage 3: Business Content Test (FROI)

Upon completion of Test FROI Batches 1 and 2, the Trading Partner and/or their EDI Vendor should request testing approval by completing and submitting the **Nebraska EDI Testing Feedback Request List R3.1**. The Feedback Request form will list all the completed test claims required by Nebraska's Test Plan, and should be sent to Nebraska's EDI email.

Nebraska will then notify the Trading Partner by email if the Trading Partner has passed the FROI testing and is approved to proceed with SROI testing.

FROI Testing should be completed by March 1, 2019

Trading Partners & EDI Service Provider (Vendor) Testing

Stage 4: Business Content Test (SROI)

The business content test for SROI requires at a minimum the SROI MTCs **(02 04 AB CA CB CD CO EP ER FN IP NT PX PD PY RB SA SX UR)** to be tested in accordance with the Nebraska R3.1 Test Plan. Because the SROI testing builds on the accepted FROIs, ensure that there is an adequate number of FROIs reported in Stage 3 to meet the SROI testing needs in Stage 4. For SROI reporting, special attention should be made for sequencing.

SROI Testing should be completed by April 1, 2019

Upon completion of SROI minimum test transactions, the Trading Partner and/or their EDI Vendor must request testing review and approval from Nebraska by submitting the **Nebraska EDI Testing Feedback Request List R3.1** to Nebraska's EDI email.

Trading Partners & EDI Service Provider (Vendor) Testing

Stage 5: Business Content Test (SROI)

After completing Stages 1 through 4, and being approved for Production, Stage 5 will complete the final steps will be completed to setup for Production Status for FROI and SROI reporting effective May 15, 2019.

Test/Production Indicator:

The Test/Production Indicator on the Header Record will change from T (Test) to P (Production) to indicate that the records contained in the file are production data.

Trading Partner Profiles must be kept up-to-date.



NEBRASKA EDI CLAIMS WEBSITE OVERVIEW



EDI Resources

[Contact us for help](#)

[EDI Requirements](#)

[Implementation Guide](#)

[Implementation Info](#)

[Training Information](#)

[FAQ](#)

[Web Links](#)

[EDI Vendors](#)

Trading Partner Profile

[Trading Partner Registration](#)

[Registration Instructions](#)

Welcome to the Nebraska Workers' Compensation Court (NWCC) EDI Website

NWCC mandated the use of the EDI Release 1 standards for reporting First Reports of Injury (FROI) on July 1, 2000 and Subsequent Reports of Injury (SROI) on July 1, 2001. Nebraska will continue to receive FROI and SROI EDI claims in Release 1 format until the NWCC transitions to the EDI Release 3.1 standards on May 15, 2019.

Questions regarding EDI Claims IAIABC Release 3.1 reporting in Nebraska should be sent to nwccedi@iso.com

1. To report electronically with NWCC, complete a Trading Partner Profile Registration. Click on the link location in the navigation bar on the left.
2. To receive important EDI announcements via email, join NWCC's EDI Mailing List. Please send an email to nwccedi@iso.com to be added to the list. Note: Contacts indicated on the Trading Partner Registration are automatically added.
3. Please check the "What's New" section of this website located on the navigation bar on the top for "News & Updates" related to EDI filing with NWCC.

For more information about EDI standards nationally:

International Association of Industrial Accident Boards and Commissions (IAIABC)
Phone: +1 (608) 841-2017
www.iaiaabc.org

Nebraska EDI Claims Website Overview

Where can I find the information that I need to assist with the EDI reporting to Nebraska?

Help with
EDI?

FAQs?

ED I Resources

- Contact us for help
- ED I Requirements
- Implementation Guide
- Implementation Info
- Training Information
- FAQ
- Web Links
- ED I Vendors

The image shows a screenshot of a website's 'ED I Resources' menu. The menu is a vertical list of links. On the left side of the slide, there are two text labels: 'Help with EDI?' and 'FAQs?'. Blue arrows point from these labels to the 'Contact us for help' and 'FAQ' links in the menu, respectively. On the right side, there are three text labels: 'Requirements?', 'Other Support Information?', and 'Web Links?'. Blue arrows point from these labels to the 'ED I Requirements', 'Implementation Guide', 'Implementation Info', and 'Training Information' links in the menu. A bracket groups the last three links ('Implementation Guide', 'Implementation Info', and 'Training Information') and points to the 'Other Support Information?' label. The 'Web Links?' label points to the 'Web Links' link. The 'ED I Vendors' link is at the bottom of the menu and has no arrow pointing to it.

Requirements?

Other Support
Information?

Web Links?



EDI Resources

Contact us for help

EDI Requirements

Implementation Guide

Implementation Info

Training Information

FAQ

Web Links

EDI Vendors

Trading Partner Profile

Trading Partner Registration

Registration Instructions

EDI Requirements

Version 1.0 - Revision Date: 9/27/2018

Download the Requirements by clicking on the links below.

The Requirements are housed in three tables:

Event Table

This table relates EDI information to the circumstances under which they are initiated as well as the timeframes for sending the information.

Element Requirements

This table lists the individual data element requirements.

Edit Matrix

This table provides information on the edits that will apply to each data element and the edits that will be applied based on the population of the data element.



EDI Resources

Contact us for help

EDI Requirements

Implementation Guide

Implementation Info

Training Information

FAQ

Web Links

EDI Vendors

Trading Partner Profile

Trading Partner Registration

Registration Instructions

EDI Implementation Guide

Version 1.0 - Revision Date: 9/27/2018

Download the Guide by clicking on the link below.

-  [Nebraska \(NWCC\) Implementation Guide R3.1 Claims.pdf](#)



EDI Resources

Contact us for help

EDI Requirements

Implementation Guide

Implementation Info

Training Information

FAQ

Web Links

EDI Vendors

Trading Partner Profile

Trading Partner Registration

Registration Instructions

Implementation Information

Master Sender ID

Please click on the following link for information on the Master Sender ID.

-  [NWCC-Master Sender ID EDI Claims Reporting.pdf](#)

Implementation Schedule

Please click on the following link for the NWCC Transition from IAIABC Claims Release 1 to IAIABC Claims Release 3.1 Timelines Summary.

-  [IAIABC-NWCC-ISO Transition Timelines-Release 1 to Release 3.1.pdf](#)

Nebraska Workers' Compensation Board (NWCC) Claims Release 3.1 Test Plan - Testing Requirements

-  [Nebraska Claims Release 3.1 Test Requirements \(1-5-19\).pdf](#)

Nebraska EDI Testing Feedback Request List R3.1

-  [Nebraska Claims Release 3.1 Test Feedback Request List \(1-5-2019\).xlsx](#)



Nebraska Workers Compensation Court (NWCC) Master FEIN and Postal Code for EDI Reporting

Master FEIN: 470491233

Master Postal Code: 685088908

For the FROI (148) and SROI (A49) Header (HD1) Record:

- Trading Partners should populate the Sender ID-DN0098 with the Trading Partner's FEIN and Postal Code established per the Trading Partner Registration.
- Trading Partners should populate the Receiver ID-DN0099 with the NWCC's Master FEIN: 470491233 and Master Postal Code: 685088908.

For the Acknowledgment (AKC) Header (HD1) Record:

- NWCC will populate Sender ID-DN0098 with the NWCC's Master FEIN: 470491233 and Master Postal Code: 685088908.
- NWCC will populate Receiver ID-DN0099 with the Trading Partner's FEIN and Postal Code established per the Trading Partner Registration.



Home

What's New

About ISO

EDI Resources

Contact us for help

EDI Requirements

Implementation Guide

Implementation Info

Training Information

FAQ

Web Links




EDI Vendors

Trading Partner Profile

Trading Partner Registration

Registration Instructions

News and Updates

DESCRIPTION	DATE POSTED
 Important Electronic Data Interchange (EDI) Claims Updates: Nebraska EDI Claims Release 3.1 Test Plan and Testing Feedback Request Form, Updated NWCC EDI Claims Release 3.1 Timelines Summary and Information Session	1/9/2019
 Announcement - Nebraska (NWCC) Claims Release 3.1 Electronic Data Interchange (EDI) Information Webinar	12/20/2018
 Release 3.1 Website Launched	10/1/2018



EDI Resources

[Contact us for help](#)

[EDI Requirements](#)

[Implementation Guide](#)

[Implementation Info](#)

[Training Information](#)

[FAQ](#)

[Web Links](#)

[EDI Vendors](#)

[Trading Partner Profile](#)

[Trading Partner Registration](#)

[Registration Instructions](#)

About ISO

Nebraska Workers' Compensation Court (NWCC) has selected ISO's Workers Compensation Standards division to help implement our FROI and SROI EDI Reporting. In addition to managing the technical aspects of data submittal, ISO will be your main contact for implementation, technical requirements, and any questions you may have.

Since 1971, ISO has been a leading source of information about property/casualty insurance risk. For a broad spectrum of commercial and personal lines of insurance, ISO provides: statistical, actuarial, underwriting, and claims information and analytics; compliance and fraud identification tools; policy language; information about specific locations; and technical services. ISO serves insurers, reinsurers, agents and brokers, insurance regulators, risk managers, and other participants in the property/casualty insurance marketplace. ISO is a Verisk Analytics business.



NEBRASKA'S EDI CLAIMS RELEASE 3.1 REQUIREMENTS OVERVIEW

EDI Claim Requirements Overview

Trading Partners should have an understanding of:

- What data format should be used?
- What EDI reports should be filed and when?
- What data is needed on the EDI reports?
- What edits will be applied to the EDI data?
- How Nebraska communicates the status of EDI reports?
- What are the options for EDI submissions?

What data format should be used?

Nebraska currently requires First Reports of Injury (FROI) and Subsequent Reports of Injury (SROI) in the IAIABC EDI Claims Release 1 standard.

They will transition EDI reporting for FROIs and SROIs, to using the IAIABC EDI Claims Release 3.1 standard.

What EDI reports should be filed and when?

Nebraska Event Table:

- Comprised of:
 - Nebraska Event Table Change Log
 - Form to MTC Crosswalk
 - FROI Event Table
 - SROI Event Table
 - SROI Periodic Event Table
- Defines the circumstances under which the claim information must be sent
- Sets the timeframes for sending the information
- Based on legislative mandates

Form to MTC Crosswalk

Nebraska sample of Form to MTC Crosswalk illustrates

- the MTC EDI equivalent of previously filed forms
- if the MTC will be accepted electronically



First Report of Injury (FROI - 148 & R21) and Subsequent Report of Injury (SROI A49 & R22) Refer to Systems Rules - Transmissions						
Report Type	Paper Equivalent Form(s)	Comments	MTC	MTC Description	MTC Definition	Will this report be accepted electronically? (Yes/No)
FROI	Form 1		00	Original	The original/initial first report transmitted between partners, including the re-transmission of a first report that was rejected due to a critical error.	Yes
FROI	Form 1		01	Cancel Entire Claim	The original first report was sent in error.	Yes
FROI	Form 1		04	Denial	The entire claim is being denied. E.g: Concurrently reporting a new claim while denying it in its entirety.	Yes
FROI	Form 1		04	Denial	The entire claim is being denied. E.g: Denying a previously reported claim in its entirety	Yes
FROI			CO	Correction	Corrected data element values are transmitted in response to an acknowledgment containing non-critical errors.	Yes
FROI			UI	Under Investigation	A determination has not yet been made as to whether this is a compensable claim. This MTC may be sent as the First Report.	No

What EDI reports should be filed and when?

Event Table: FROI Tab

Example of First Report of Injury

Reporting Requirements

Maintenance Type Code (MTC) 00 - Original

What EDI reports should be filed and when?

FROI Event Table:

Nebraska requires the submission of a *FROI 00 Original* Effective 5/15/2019

Report Type	Maintenance Type		Event Rule			Report Trigger		When is the Report Due?			Statute
	Code	Description	Criteria	From	Thru	Criteria	Trigger Value	Value	Due Type	From	
FROI	00	Original	2 = EDI Mandate Date	5-15-19		A = New Claim: Includes all reports (all Claim Type Codes) - Lost Time, Medical Only, Alleged, Notification Only, Death as a Result of Injury, etc.	<=10 Days	<=10	C	A = Date of Injury	NEB.REV. STAT: Section 48-144.01 Rule 29
FROI	00	Original	2 = EDI Mandate Date	5-15-19		M = MTC Defined	A FROI 00 should be filed if a claim that was previously denied in its entirety (FROI 04) has now been accepted (Claim is no longer denied), unless a SROI is being reported to report an initial payment or its equivalent.	Immediate	N/A	H = Immediate	

What EDI reports should be filed and when?

FROI Event Table:

FROI 00 Report Trigger Criteria indicates that a report should be sent for any new claim which includes - Lost Time, Medical Only, Alleged, Notification Only and Death as a result of the injury, etc.

Report Type	Maintenance Type		Event Rule			Report Trigger		When is the Report Due?			Statute
	Code	Description	Criteria	From	Thru	Criteria	Trigger Value	Value	Due Type	From	
FROI	00	Original	2 = EDI Mandate Date	5-15-19		A = New Claim: Includes all reports (all Claim Type Codes) - Lost Time, Medical Only, Alleged, Notification Only, Death as a Result of Injury, etc.	<=10 Days	<=10	C	A = Date of Injury	NEB.REV. STAT: Section 48-144.01 Rule 29
FROI	00	Original	2 = EDI Mandate Date	5-15-19		M = MTC Defined	A FROI 00 should be filed if a claim that was previously denied in its entirety (FROI 04) has now been accepted (Claim is no longer denied), unless a SROI is being reported to report an initial payment or its equivalent.	Immediate	N/A	H = Immediate	

What EDI reports should be filed and when?

FROI Event Table:

The FROI is due no later than ten calendar days after Date of Injury (DN0031).

Report Type	Maintenance Type		Event Rule			Report Trigger		When is the Report Due?			Statute
	Code	Description	Criteria	From	Thru	Criteria	Trigger Value	Value	Due Type	From	
FROI	00	Original	2 = EDI Mandate Date	5-15-19		A = New Claim: Includes all reports (all Claim Type Codes) - Lost Time, Medical Only, Alleged, Notification Only, Death as a Result of Injury, etc.	<=10 Days	<=10	C	A = Date of Injury	NEB.REV. STAT: Section 48-144.01 Rule 29
FROI	00	Original	2 = EDI Mandate Date	5-15-19		M = MTC Defined	A FROI 00 should be filed if a claim that was previously denied in its entirety (FROI 04) has now been accepted (Claim is no longer denied), unless a SROI is being reported to report an initial payment or its equivalent.	Immediate	N/A	H = Immediate	

FROI & SROI 02 Events

Trigger Criteria Codes were added to clarify 02 Change reporting timelines:

Timeline is described. 02 change is due when data described on their Element Requirement table changes up to 2 years from the last accepted FN (Final).

Release	Report Type	Maintenance Type		Event Rule			Report Trigger	
		Code	Description	Criteria	From	Thru	Criteria	Trigger Value
3.1	FROI	02	Change	2 = EDI Mandate Date	5-15-19		R = 02 Change timeline: FROI 02 is due when a <i>reportable change</i> * occurs on the Claim Administrator's database until Report Trigger Value is reached	B = 2 years from last accepted FN

FROI 04 Event

Nebraska requires a FROI 04 to be reported when

- a new claim is denied in its entirety (W1). No previous FROI has been accepted.

OR

- when the entire claim is denied after a previously accepted FROI (no SROI) (W2)

Report Type	Maintenance Type		Event Rule			Report Trigger	
	Code	Description	Criteria	From	Thru	Criteria	Trigger Value
FROI	04	Denial	2 = EDI Mandate Date	5-15-19		W1= New Denied Claim: Includes all reports, Lost Time, Medical Only, Alleged, etc.	< =10 Days
FROI	04	Denial	2 = EDI Mandate Date	5-15-19		W2 = Deny entire claim after previously accepted FROI (no SROI)	Immediate upon Decision to Deny Entire Claim

FROI UR Event for Legacy Claims

Amy has previously covered what Nebraska considers a legacy claim, and the reporting of a FROI or SROI UR. The details she covered can be found here in the Event Table.

Release	Report Type	Maintenance Type		Event Rule			Report Trigger		When is the Report Due?		
		Code	Description	Criteria	From	Thru	Criteria	Trigger Value	Value	Due Type	From
3.1	FROI	UR	Update Report	2 = EDI Mandate Date	5-15-19		J = Jurisdiction Defined	<p>For a FROI UR, a Legacy claim is any claim that is open and previously reported in R1 for which the Date Claim Admin Had Knowledge of Injury is < 5/15/2019</p> <p>The FROI UR is required prior to submitting any SROI in R3.1 for ONLY Open or Re-opened Legacy claims.</p> <p>The FROI UR is intended to match a claim previously reported and to set the picture for R3.1 reporting.</p> <p>If a FROI R1 MTC was required and was not properly filed with NWCC, a Legacy Claim would not have been created for which to match to a FROI UR.</p> <p>If a FROI R1 MTC was required and was not properly filed with NWCC, then the applicable FROI 00, 04 or AU should be sent instead of a FROI UR.</p> <p>Note: NWCC expects the FROI UR report submissions to be completed by 7/15/2019 for these claims. If a claim re-opens after 7/15/2019, then the same Report Trigger shown above should be followed.</p>	N/A	N/A	H = Immediate 5/15/19

What EDI reports should be filed and when?

Event Table – SROI Tab

Example of a Subsequent Report of Injury
Reporting Requirements

MTC IP – Initial Payment

What EDI reports should be filed and when?

SROI Event Table:

Nebraska requires the submission of a *SROI IP Initial Payment*

Effective 5-15-2019

Release	Report Type	Maintenance Type		Event Rule		
		Coc	Description	Criteri	From	Thru
3.1	SROI	IP	Initial Payment	2 = EDI Mandate Date	5-15-19	

What EDI reports should be filed and when?

SROI Event Table:

SROI IP Initial Payment Report Trigger Value indicates that a report should be sent if an Initial Payment of indemnity benefits has been made, other than a lump sum payment.

The report is due within 14 calendar days following the initial payment of benefits.

Report Trigger		When is the Report Due?		
Criteria	Trigger Value	Value	Due Ty	From
N = Cumulative Indemnity \$ Paid B = Cumulative Medical \$ Paid M = MTC Defined	N > 0 (N greater than zero \$) OR N and B > 0 (N and B greater than zero \$) Claim administrator has issued the initial payment of an indemnity benefit other than a lump sum payment/settlement.	14 days	C = Calendar Days	Within 14 days following initial payment of workers' compensation benefits.

What EDI reports should be filed and when?

SROI FN Final - Report Trigger Value indicates that an FN report should be sent when the claim is closed, for a claim which indemnity OR medical benefits have been paid, and no further indemnity or medical payments are anticipated.

The FN is due 14 calendar days after claim closure if any Indemnity or Medical Benefits have been paid.

Report Trigger		When is the Report Due?		
Criteria	Trigger Value	Value	Due Type	From
N = Cumulative Indemnity \$ Paid B = Cumulative Medical \$ Paid M = MTC Defined	N > 0 (N greater than zero \$) OR B > 0 (B greater than zero \$) OR N and B > 0 (N and B greater than zero \$) and the Claim Administrator has closed their file.	14 days	C = Calendar Days	Within 14 calendar days following the closing of any case for which Indemnity or Medical benefits have been paid.

What EDI reports should be filed and when?

After a SROI FN transaction, Nebraska wants to continue to receive a SROI 02 only if there is a change in any DN0215 Other Benefit Type (OBT) Amount **OR** if there was incorrect information sent in the Benefit Segment from amount last reported, as long as the following DN's do not advance from what was previously reported on the SX/FN: Benefit Period Through Date (DN0089), Benefit Payment Issue Date (DN0192) or Benefit Type Amount Paid (DN0086).

Report Trigger		When is the Report Due?		
Criteria	Trigger Value	Value	Due Ty	From
R = 02 Change timeline: SROI 02 is due when a <i>reportable change</i> * occurs on the Claim Administrator's database until Report <i>Trigger Value</i> is reached.	<p>B = 2 years from last accepted FN</p> <p>Prior to a SROI FN transaction, submit a SROI 02 to report any changes as indicated on the Element Requirement Table.</p> <p>OR</p> <p>After a SROI FN transaction, NWCC wants to continue to receive SROI 02 only if there is a change in any DN0215 Other Benefit Type (OBT) Amount OR if there was incorrect information sent in the Benefit Segment from amount last reported, as long as the following DN's do not advance from what was previously reported on the SX/FN: Benefit Period Through Date (DN0089), Benefit Payment Issue Date (DN0192) or Benefit Type Amount Paid (DN0086).</p>	14 days	C = Calendar Days	D = From Claim Administrator Notification

What EDI reports should be filed and when?

SROI Periodic Event Table

Example of a Subsequent Report of Injury
MTC SA – Sub-Annual report requirement.

What EDI reports should be filed and when?

SROI Periodic Event Table:

Nebraska requires the submission of a *SROI SA Sub-Annual Report*

Effective 5-15-19

Release	Report Type	Maintenance Type		Event Rule		
		Code	Description	Criteria	From	Thru
3.1	SROI	SA	Sub-Annual	2 = EDI Mandate Date	5-15-19	

What EDI reports should be filed and when?

SROI Periodic Event Table:

Nebraska's Report Trigger value requires the submission of a *SROI SA: Sub-Annual Report* for open claims (claims that are open as of the time of the report trigger) where indemnity and/or medical benefits have been paid.

Report Trigger		Statute	Periodic Qualifiers	
Criteria	Trigger Value		Status	Activity
N = Cumulative Indemnity \$ Paid B = Cumulative Medical \$ Paid M = MTC Defined	N > 0 (N greater than zero \$) OR B > 0 (B greater than zero \$) OR N and B > 0 (N and B greater than zero \$)		1 = Open (If claim is open at time of Report Trigger)	E = Either (either IL or MB)

What EDI reports should be filed and when?

SROI Periodic Event Table:

Nebraska's SROI SA (Sub-Annual) reports are due within 14 calendar days of the 180 day (6 month) anniversary from the date of injury.

A SROI SA is due every 180 calendar days (6 months) thereafter until the case is closed.

Periodic Report Due		
Value	Due Type	From
180	C = Calendar	J = Within 14 days of the sub-annual anniversary of the date of injury, and every 180 days thereafter until the case is closed.

What data is needed on the EDI reports?

Nebraska Element Requirement Table:

The Element Requirement Table indicates the data that is needed on the EDI reports.

It defines each Data Element requirement for each transaction (FROI or SROI) at the Maintenance Type Code (MTC) level.

What data is needed on the EDI reports?

The Element Requirement Table contains 10 worksheets:

- Nebraska Change Log
- FROI Element Requirements
- FROI 02 Exceptions
- FROI Conditions
- Legacy Claim Definition
- SROI Element Requirements
- SROI 02 Exceptions
- SROI Conditions
- Event Benefit Segment Requirements
- Event Benefit Conditions

What data is needed on the EDI reports?

Each MTC and Data Element has a Requirement Code assigned. Requirement Codes express Nebraska's requirement severity by data element and report type (FROI or SROI MTCs).

Legend for Requirement Code (Description) = resulting Application Acknowledgment Code

Requirement Code	Result of Failed Element Requirement Edit
F (Fatal)	TR (Transaction Rejected)
M (Mandatory)	TR (Transaction Rejected)
MC (Mandatory/Conditional)	TR (Transaction Rejected)
E (Expected)	TE (Transaction Accepted with Errors)
EC (Expected/Conditional)	TE (Transaction Accepted with Errors)
AA (If Applicable/Available Transaction Accepted)	TA (Transaction Accepted)
AE (If Applicable/Available Transaction Accepted with Errors)	TE (Transaction Accepted with Errors)
AR (If Applicable/Available Transaction Rejected)	TR (Transaction Rejected)
NA (Not Applicable)	TA (No error messages may be applied)
X (Exclude)	TA (No error messages may be applied)
For Benefit Segment Data Element Requirement Table	
R (Restricted)	TR (Transaction Rejected)
RC (Restricted/Conditional)	TR (Transaction Rejected)

What data is needed on the EDI reports?

FROI Element Requirement Table (ERT):

Each MTC and Data Element has a Requirement Code assigned. This example shows F: Fatal and M: Mandatory on specific MTCs. Both will cause the transactions to be rejected if the data elements are missing or invalid.

On FROI, SROI, Both	REC	DN#	DATA ELEMENT NAME	FORMAT	Migration Consideration	Match Data	00	01	02				04	AQ	AU	CO	UR - Update Report	
									Reportable Change									
									02 Requirement Code	A (Add)	U (Update)	D (Delete)	R (Remove)					
Both	148	0001	Transaction Set ID	3 A/N	NI		F	F	F	B	B	B	B	F	F	F	F	
Both	148	0002	Maintenance Type Code	2 A/N	NI		F	F	F	B	B	B	B	F	F	F	F	
Both	148	0003	Maintenance Type Code Date	DATE	NI		F	F	F	B	B	B	B	F	F	F	F	
Both	148	0004	Jurisdiction Code	2 A/N	NI		F	F	F	B	B	B	B	F	F	F	F	
Both	148	0005	Jurisdiction Claim Number	25 A/N	NI		mc	m	m	B	N	B	B	mc	mc	mc	\$	m
Both	148	0006	Insurer FEIN	9 A/N	NI		m	m	m	N	K	B	N	m	m	m	m	m
FROI	148	0012	Claim Administrator City	15 A/N	NI		M	NA	MC	N	Y	B	N	M	M	M	\$	M
FROI	148	0013	Claim Administrator State Code	2 A/N	NI		M	NA	MC	N	Y	B	N	M	M	M	\$	M
Both	148	0014	Claim Administrator Postal Code (NWCC uses Mailing)	9 A/N	NI		M	NA	MC	N	J	B	N	M	M	M	M	M
Both	148	0015	Claim Administrator Claim Number (Key Match)	25 A/N	NI		F	F	F	B	J	B	B	F	F	F	F	F
Both	148	0016	Employer FEIN	9 A/N	NI		M	NA	MC	N	J	B	N	MC	M	M	M	M

What data is needed on the EDI reports?

FROI ERT: This example shows Requirement Code 'AR' (If Applicable/Available Transaction Rejected) for several data elements for MTC AQ (Acquired Unallocated) and UR (Update Report).

If data is sent for a DN defined as 'AR' and it fails edits, the acknowledgment will include an error and the report will be rejected.

On FROI, SROI, Both	REC	DN#	DATA ELEMENT NAME	FORMAT	Migration Consideration	Match Data	00	01	02				04	AQ	AU	CO	UR - Update Report	
									Reportable Change									
									02 Requirement Code	A (Add)	U (Update)	D (Delete)	R (Remove)					
Both	148	0015	Claim Administrator Claim Number (Key Match)	25 A/N	NI		F	F	F	B	J	B	B	F	F	F	F	F
Both	148	0016	Employer FEIN	9 A/N	NI		M	NA	MC	N	J	B	N	MC	M	M	M	M
FROI	148	0021	Employer Physical City	15 A/N	NI		M	NA	MC	Y	Y	B	N	M	AR	M	\$	AR
FROI	148	0022	Employer Physical State Code	2 A/N	NI		M	NA	MC	Y	Y	B	N	M	AR	M	\$	AR
Both	148	0023	Employer Physical Postal Code	9 A/N	NI		M	NA	MC	K	K	B	N	M	AR	M	\$	AR
FROI	148	0025	Industry Code	6 A/N	NI		M	NA	MC	Y	Y	B	N	M	AR	M	\$	AR
FROI	148	0027	Insured Location Identifier	15 A/N	NI		NA	NA	NA	N	N	B	N	NA	NA	NA	\$	NA
FROI	148	0028	Policy Number Identifier	18 A/N	NI		AE	NA	MC	Y	Y	B	N	AE	NA	AE	\$	AE
FROI	148	0029	Policy Effective Date	DATE	NI		AE	NA	MC	Y	Y	B	N	AE	NA	AE	\$	AE
FROI	148	0030	Policy Expiration Date	DATE	NI		AE	NA	MC	Y	Y	B	N	AE	NA	AE	\$	AE
Both	148	0031	Date of Injury	DATE	NI		m	m	m	B	K	B	B	m	m	m	M	m

What data is needed on the EDI reports?

Element Requirement Table:

This example shows several DN's with a Requirement Code NA (Not Applicable) for MTC 01 'Cancel Entire Claim'. If the data is sent for a DN defined as NA, no error will be returned if the data is invalid.

On FROI, SROI, Both	REC	DN#	DATA ELEMENT NAME	FORMAT	Migration Consideration	Match Data	00	01	02				04	AQ	AU	CO	UR - Update Report
									Reportable Change								
								02 Requirement Code	A (Add)	U (Update)	D (Delete)	R (Remove)					
Both	148	0015	Claim Administrator Claim Number (Key Match)	25 A/N	NI	F	F	F	B	J	B	B	F	F	F	F	F
Both	148	0016	Employer FEIN	9 A/N	NI	M	NA	MC	N	J	B	N	MC	M	M	M	M
FROI	148	0021	Employer Physical City	15 A/N	NI	M	NA	MC	Y	Y	B	N	M	AR	M	\$	AR
FROI	148	0022	Employer Physical State Code	2 A/N	NI	M	NA	MC	Y	Y	B	N	M	AR	M	\$	AR
Both	148	0023	Employer Physical Postal Code	9 A/N	NI	M	NA	MC	K	K	B	N	M	AR	M	\$	AR
FROI	148	0025	Industry Code	6 A/N	NI	M	NA	MC	Y	Y	B	N	M	AR	M	\$	AR
FROI	148	0027	Insured Location Identifier	15 A/N	NI	NA	NA	NA	N	N	B	N	NA	NA	NA	\$	NA
FROI	148	0028	Policy Number Identifier	18 A/N	NI	AE	NA	MC	Y	Y	B	N	AE	NA	AE	\$	AE
FROI	148	0029	Policy Effective Date	DATE	NI	AE	NA	MC	Y	Y	B	N	AE	NA	AE	\$	AE
FROI	148	0030	Policy Expiration Date	DATE	NI	AE	NA	MC	Y	Y	B	N	AE	NA	AE	\$	AE
Both	148	0031	Date of Injury	DATE	NI	m	m	m	B	K	B	B	m	m	m	M	m

What data is needed on the EDI reports?

Element Requirement – Conditions:

Certain data elements have *Conditions* that make them mandatory if the condition exists. These are indicated with the *MC* requirement code such as DN0016 Employer FEIN for MTC 04 Denial.

On FROI, SROI, Both	REC	DN#	DATA ELEMENT NAME	FORMAT	Migration Consideration	Match Data	00	01	02				04	AQ	AU	CO	UR - Update Report
									Reportable Change								
									02 Requirement Code	A (Add)	U (Update)	D (Delete)	R (Remove)				
Both	148	0015	Claim Administrator Claim Number (Key Match)	25 A/N	NI		F	F	F	B	J	B	B	F	F	F	F
Both	148	0016	Employer FEIN	9 A/N	NI		M	NA	MC	N	J	B	N	MC	M	M	M
FROI	148	0021	Employer Physical City	15 A/N	NI		M	NA	MC	Y	Y	B	N	M	AR	M	\$
FROI	148	0022	Employer Physical State Code	2 A/N	NI		M	NA	MC	Y	Y	B	N	M	AR	M	\$
Both	148	0023	Employer Physical Postal Code	9 A/N	NI		M	NA	MC	K	K	B	N	M	AR	M	\$
FROI	148	0025	Industry Code	6 A/N	NI		M	NA	MC	Y	Y	B	N	M	AR	M	\$
FROI	148	0027	Insured Location Identifier	15 A/N	NI		NA	NA	NA	N	N	B	N	NA	NA	NA	\$
FROI	148	0028	Policy Number Identifier	18 A/N	NI		AE	NA	MC	Y	Y	B	N	AE	NA	AE	\$
FROI	148	0029	Policy Effective Date	DATE	NI		AE	NA	MC	Y	Y	B	N	AE	NA	AE	\$
FROI	148	0030	Policy Expiration Date	DATE	NI		AE	NA	MC	Y	Y	B	N	AE	NA	AE	\$
Both	148	0031	Date of Injury	DATE	NI		m	m	m	B	K	B	B	m	m	m	M

What data is needed on the EDI reports?

Conditions are defined on a separate table:

- Conditional Requirement Code
- Data Element
- Business Condition(s)
- Technical Condition(s)

Req Cod	MTC	DN#	DATA ELEMENT NAME	BUSINESS CONDITION(S)	TECHNICAL CONDITION(S)
MC	04	0016	Employer FEIN	Required for FROI MTC 04 Denial, unless Full Denial Reason Code (DN0198) = 3E (No Coverage - No policy in effect on the date of accident) or 3D (No Coverage - No jurisdiction).	Required for FROI MTC 04 Denial, unless Full Denial Reason Code (DN0198) = 3E or 3D.

What data is needed on the EDI reports?

Element Requirement – 02 Changes:

Claim Administrators must identify the applicable Change Reason Code (Add, Update, Delete or Remove), in the Change variable segment, and they must identify the Change Data Element/Segment Number of the data that is changing.

If the data that is changing is IN a variable segment, you will send the Variable Segment Counter data number (DN). These are the “Number Of” Data elements.

If the data that is changing is NOT in a variable segment, you will send the DN data number for the data element that is changing.

On FROI, SROI, Both	REC	DN#	DATA ELEMENT NAME	FORMAT		00	01	02	04	AQ	AU	CO	UR - Update Report				
					Migration Consideration			02 Requirement Code									
					Match Data			Reportable Change									
								A (Add)									
								U (Update)									
								D (Delete)									
								R (Remove)									
Change Data Elements																	
Both	R21	0412	Change Data Element/Segment Number	4 A/N	NI	X	X	M	B	B	B	B	X	X	X	\$	X
Both	R21	0413	Change Reason Code	1 A/N	NI	X	X	M	B	B	B	B	X	X	X	\$	X

What data is needed on the EDI reports?

Element Requirement – 02 Changes:

Here is an example of a completed SROI Change Data variable segment from the IAIABC, with 6 changes noted. Five (5) of the data elements are being added and one (1) is being Updated. The Update is to the “Benefits” segment, so the DN number sent in the Change segment is for the Number of Benefits (DN0288).

	<i>Change Data Elements</i>		6 occurrences
0412	Change Data Element/Segment Number	0201	Anticipated Wage Loss Indicator
0413	Change Reason Code	A	Add
0412	Change Data Element/Segment Number	0068	Initial Return to Work Date
0413	Change Reason Code	A	Add
0412	Change Data Element/Segment Number	0403	Initial RTW Type Code
0413	Change Reason Code	A	Add
0412	Change Data Element/Segment Number	0404	Initial RTW Physical Restrictions Indicator
0413	Change Reason Code	A	Add
0412	Change Data Element/Segment Number	0405	Initial RTW With Same Employer
0413	Change Reason Code	A	Add
0412	Change Data Element/Segment Number	0288	Number of Benefits
0413	Change Reason Code	U	Update

What data is needed on the EDI reports?

Element Requirement – 02 Changes:

A jurisdiction must identify if they want, or do not want, an 02 Change sent for each applicable Change Reason Code - Add, Update, Delete or Remove, for every data element on both the FROI and SROI. The way they express those requirements is by using Reportable Change Codes, to identify when to send an MTC 02 Change, and on what transaction, FROI or SROI.

On FROI, SROI, Both	REC	DN#	DATA ELEMENT NAME	FORMAT			00	01	02				04	AQ	AU	CO	UR - Update Report	
					Migration Consideration	Match Data			Reportable Change									
									02 Requirement Codes	A (Add)	U (Update)	D (Delete)	R (Remove)					
Both	148	0044	Employee First Name	15 A/N	NI		m	m	m	N	K	B	B	m	m	m	M	m
FROI	148	0048	Employee Mailing City	15 A/N	NI		M	NA	MC	Y	Y	B	N	M	AR	M	\$	AR
FROI	148	0049	Employee Mailing State Code	2 A/N	NI		M	NA	MC	Y	Y	B	N	M	AR	M	\$	AR
FROI	148	0050	Employee Mailing Postal Code	9 A/N	NI		M	NA	MC	Y	Y	B	N	M	AR	M	\$	AR
Both	148	0052	Employee Date of Birth	DATE	NI		M	NA	MC	K	J	B	N	M	AR	M	\$	AR
FROI	148	0053	Employee Gender Code	1 A/N	NI		AE	NA	MC	Y	Y	B	N	AE	AE	AE	\$	AE
Both	148	0054	Employee Marital Status Code	1 A/N	NI		AE	NA	NA	N	N	B	N	AE	AE	AE	\$	AE
Both	148	0055	Employee Number of Dependents	2 N	NI		MC	NA	MC	J	J	B	J	MC	AR	MC	\$	AR
Both	148	0056	Initial Date Disability Began	DATE	NI		AE	NA	MC	J	J	B	N	AE	AE	AE	\$	AE
Both	148	0057	Employee Date of Death	DATE	NI		MC	NA	MC	J	J	B	J	MC	AR	MC	\$	AR
Both	148	0058	Employment Status Code	2 A/N	NI		AE	NA	NA	N	N	B	N	AE	AE	AE	\$	AE

What data is needed on the EDI reports?

REPORTABLE CHANGE CODES are as follows, some of which may not be utilized on the Nebraska tables :

Reportable Change Codes: Used in MTC 02 Reportable Change columns labeled A (Add) , U, (Update), R (Remove) and D (Delete)

Note: See IAIABC Release 3.1 Guide 02 Change Processing Rules in Section 4 for the full definitions.

B: Restricted - IAIABC Defined No Change Allowed

N: No Change Allowed - Will Reject if Present

H: No Change Required - Will Not Reject if Present

K: Required Change on FROI

KG: Required Change on FROI with Exception

Y: Required Change on FROI or on SROI not both

YG: Required Change on FROI or on SROI not both with Exception

I: Required Change on Either FROI or SROI not both – Claim Administrator Determines

IG: Required Change on Either FROI or SROI not both with Exception – Claim Administrator Determines

J: Required Change by Transaction Type - Change on SROI if Accepted otherwise Change on FROI

JG: Required Change by Transaction Type with Exception - Change on SROI if Accepted otherwise Change on FROI

Note: For Y, YG, J, JG, K and KG: Refer to the first column 'On FROI, SROI or Both' of the FROI Element Requirements and SROI Element Requirement Table for the indication of location of DN's. If value is not = Both then there is an indication of FROI (only on FROI) and SROI (only on SROI).

02 Exceptions

Exceptions are described in the *FROI* or *SROI 02 Exceptions* tab for all reportable change codes ending with “G”.

Examples from Nebraska’s completed SROI 02 Exceptions Tab are below:

02 MTC

SROI DATA ELEMENT

Note: For MTC 02: If there is a Reportable Change Code of KG, JG, IG, YG on the Element Requirement Table then there is an entry here that indicates when a MTC 02 should be triggered. This table does not communicate the edits. The edits are provided on the Edit Matrix Population Restrictions table.

Req Code	Change Reason Code	DN#	DATA ELEMENT NAME	EXCEPTIONS	IAIABC NOTE
YG	A	0085	Benefit Type Code	SROI 02 Change may be sent to report a waiting period paid for a different Benefit Type from the Benefit Type previously reported on the IP (Initial Payment), EP (Employer Paid), or AP (Acquired Payment). This will be indicated as an A (Add) in the Change Variable Segment for the Benefit Segment because a new Benefit Segment occurrence was added. A new DN0085 Benefit Type Code was added and the DN0089 Benefit Period Through Date of the new DN0085 Benefit Type Code was prior to the DN0088 Benefit Period Start Date of the Initial Payment (IP, EP or AP). See Edit Matrix: Population Restriction for Number of Benefits.	refer to Code Usage Limitations in <i>02 Change Processing Rules</i> in Section 4 of Claims Release 3.1 implementation guide
YG	A	0086	Benefit Type Amount Paid	SROI 02 Change may be sent to report a waiting period paid for a different Benefit Type from the Benefit Type previously reported on the IP (Initial Payment), EP (Employer Paid), or AP (Acquired Payment). This will be indicated as an A (Add) in the Change Variable Segment for the Benefit Segment because a new Benefit Segment occurrence was added. A new DN0085 Benefit Type Code was added and the DN0089 Benefit Period Through Date of the new DN0085 Benefit Type Code was prior to the DN0088 Benefit Period Start Date of the Initial Payment (IP, EP or AP). See Edit Matrix: Population Restriction for Number of Benefits.	refer to Code Usage Limitations in <i>02 Change Processing Rules</i> in Section 4 of Claims Release 3.1 implementation guide
YG	U	0086	Benefit Type Amount Paid	SROI 02 Change may be sent if change occurs after the last Suspension (SX) or Final (FN), and long as the Benefit data does not advance. See Edit Matrix: Population Restriction for DN0288 Number of Benefits, Error 064 Invalid Data Relationship. Element Error Text: SROI 02:BENDataCannotAdvanceIfLatestIsSXorFN	

What data is needed on the EDI reports?

Element Requirement – 02 Change Conditions:

The 02 Requirement Code column will indicate if a DN is F (Fatal) or M (Mandatory) and also reflects a highlighted MC to indicate that a condition applies.

On FROI, SROI, Both	REC	DN#	DATA ELEMENT NAME	FORMAT	Migration Consideration	Match Data	00	01	02				04	AQ	AU	CO	UR - Update Report
									Reportable Change								
									02 Requirement Code	A (Add)	U (Update)	D (Delete)	R (Remove)				
Both	148	0031	Date of Injury	DATE	NI	m	m	m	B	K	B	B	m	m	m	M	m
FROI	148	0032	Time of Injury	HHMM	NI	M	NA	MC	Y	Y	B	N	M	AR	M	\$	AR
FROI	148	0033	Accident Site Postal Code	9 A/N	NI	MC	NA	MC	Y	Y	B	N	MC	AE	MC	\$	AE
FROI	148	0035	Nature of Injury Code	2 A/N	NI	m	NA	m	N	K	B	N	m	AR	m	\$	AR
FROI	148	0037	Cause of Injury Code	2 A/N	NI	m	NA	m	N	K	B	N	m	AR	m	\$	AR
FROI	148	0039	Initial Treatment Code	2 A/N	NI	AE	NA	MC	Y	Y	B	N	AE	NA	AE	\$	AE
FROI	148	0040	Date Employer Had Knowledge of the Injury	DATE	NI	M	NA	MC	Y	Y	B	N	M	AR	M	\$	AR
FROI	148	0041	Date Claim Administrator Had Knowledge of Injury	DATE	NI	M	NA	MC	Y	Y	B	N	M	AR	M	\$	AR
Both	148	0044	Employee First Name	15 A/N	NI	m	m	m	N	K	B	B	m	m	m	M	m

02 Conditions

A light blue MC (Mandatory Conditional) requirement code is pre-populated in the *02* Requirement Code column to support the *02 Change Process*.

The example below illustrates an “02” in the MTC column to distinguish this condition is for the 02 MTC only.

When a (any) data element number is indicated in the *Change Data Element/Segment Number* (DN0412), it becomes mandatory unless it is being removed with *Change Reason Code* (DN0413) is R – Remove.

FROI DATA ELEMENT				
Req Code	MTC	DN#	DATA ELEMENT NAME	BUSINESS CONDITION(S)
MC	02		varies by DN0412 <i>Change Data Element/Segment Number</i> in the <i>Change Data Elements</i> segment	mandatory when DN0412 <i>Change Data Element/Segment Number</i> = DN# in column B and DN0413 <i>Change Reason Code</i> = A (added) or U (Updated). NOT R (removed)

02 Conditions

As previously mentioned, when the MC is shaded in a light yellow, this is an indication that Nebraska has changed the shading from blue to yellow for the MC, and has added a condition to the Conditions tab for MTC 02.

Nebraska has grouped several DN's together for the purposes of editing the 02 Changes. These grouped data elements are expected to all be present on the 02 transaction if one of them is being changed.

The MTC column distinguishes this condition is for the 02 MTC only, and where applicable, also indicates the Group number.

Req Code	MTC
MC	SROI 02 (Group 1)

02 Conditions

The example illustrates “SROI 02 Group 1” for the Initial RTW Date and the other 2 related data elements, Initial RTW Type Code, Initial RTW Physical Restrictions Indicator.

Req Cod	MTC	DN#	DATA ELEMENT NAME	BUSINESS CONDITION(S)	TECHNICAL CONDITION(S)
MC	02	DN#	DATA ELEMENT NAME: NEW Grouping Edits for MTC 02		
MC	SROI 02 (Group 1)	0068	Initial RTW Date	Data grouping MTC 02 Change relationship edits needed: All DN's must be present on the MTC 02 transaction for Add or Update or Remove to 0068 (Initial RTW Date), 0403 (Initial RTW Type Code), 0404 (Initial RTW Physical Restrictions Indicator). Note: This edit is only applicable if it is a Non-Legacy Claim as defined in the Legacy Claim Definition Tab.	If SROI MTC (DN0002) = 02 and Change Reason Code (DN0413) = A (Add) or = U (Update) and it is a Non-Legacy Claim per the Legacy Claim Definition Tab, then 0068 (Initial RTW Date) is required to be present on the MTC 02 transaction whenever Change Data Element/Segment Number (DN0412) = 0403 (Initial RTW Type Code) or = 0404 (Initial RTW Physical Restrictions Indicator).
MC	SROI 02 (Group 1)	0404	Initial RTW Physical Restrictions Indicator	Data grouping MTC 02 Change relationship edits needed: All DN's must be present on the MTC 02 transaction for Add or Update or Remove to 0068 (Initial RTW Date), 0403 (Initial RTW Type Code), 0404 (Initial RTW Physical Restrictions Indicator). Note: This edit is only applicable if it is a Non-Legacy Claim as defined in the Legacy Claim Definition Tab.	If SROI MTC (DN0002) = 02 and Change Reason Code (DN0413) = A (Add) or = U (Update) and it is a Non-Legacy Claim as defined in the Legacy Claim Definition Tab, then 0404 (Initial RTW Physical Restrictions Indicator) is required to be present on the MTC 02 transaction whenever Change Data Element/Segment Number (DN0412) = 0403 (Initial RTW Type Code) or = 0068 (Initial RTW Date).
MC	SROI 02 (Group 1)	0403	Initial RTW Type Code	Data grouping MTC 02 Change relationship edits needed: All DN's must be present on the MTC 02 transaction for Add or Update or Remove to 0068 (Initial RTW Date), 0403 (Initial RTW Type Code), 0404 (Initial RTW Physical Restrictions Indicator). Note: This edit is only applicable if it is a Non-Legacy Claim as defined in the Legacy Claim Definition Tab.	If SROI MTC (DN0002) = 02 and Change Reason Code (DN0413) = A (Add) or = U (Update) and it is a Non-Legacy Claim as defined in the Legacy Claim Definition Tab, then DN0403 (Initial RTW Type Code) is required to be present on the MTC 02 transaction whenever Change Data Element/Segment Number (DN0412) = 0068 (Initial RTW Date) or = 0404 (Initial RTW Physical Restrictions Indicator).

What edits will be applied to the EDI data?

Nebraska Edit Matrix:

The Nebraska Edit Matrix defines the edits that will be applied to the EDI data. It conveys each specific edit that will be applied to each data element and provides the standard error messages associated with these edits.

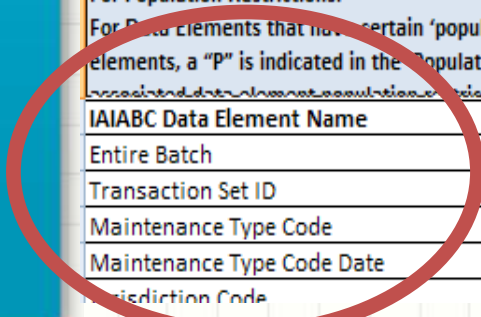
Tables Located in the Edit Matrix

- **Nebraska Edit Matrix Change Log:** summary of all changes to Edit Matrix from one version to another
- **DN-Error Message:** “standard” editing developed for Release 3.1 data elements and Nebraska specific edits
- **Value Table:** expresses acceptable code values
- **Valid Value Detail Page 1 and 2:** two tables showing another version of the value table containing the code values, definitions what Nebraska accepts
- **Match Data:** describes the data elements used to determine if the report will create a new claim or find an existing claim
- **Population Restrictions:** contains any restrictions applied to the data element(s)
- **Legacy Claim Definition:** Defines a Legacy and Non-Legacy Claim as it applies to the editing.
- **Nebraska Accident Site County List:** provides Nebraska’s Accident Site County Names used for edit on DN0118 Accident Site County/Parish for error 111 (Must be valid content)
- **Sequencing Table:** contains MTC types with the order/sequence that they can be sent

DN Error Message Table

Data Element Numbers and Names are listed down the left columns.

Edit Matrix Population Legend:																				
DN	IAIABC Data Element Name	Jurisdiction will apply edits?	Population Restrictions Indicator	Mandatory field not present	Number of Days Worked must be 0-7	Days must be 0-6	All digits must be 0-9	Must be a valid date (CCYYMMDD)	Must be A-Z, 0-9, or spaces	Must be a valid time	Must be <= Date of Injury	Must be >= Date of Injury	Must be >= Initial Date Disability Began	Must be <= Employee Date of Death	Must be <= Maintenance Type Code Date	Must be >= Start Date	No match on database	All digits cannot be the same	Must be <= current date	
0000	Entire Batch	Y																		
0001	Transaction Set ID	F	F																	
0002	Maintenance Type Code	F	P	F																
0003	Maintenance Type Code Date	F	P	F				L				L								
0004	Jurisdiction Code	F	P	F																
0005	Jurisdiction Claim Number	F																		
0006	Insurer FEIN	F																		
0007	Insurer Name	F																		



DN Error Message Table

N in the “Jurisdiction will apply edits?” column: This indicates that the edits will not be applied to the data element at all.

An L for a data element means the corresponding “Logical” edit will be applied. If an L is grayed out, this means the edit will not be applied to the specific data element.

All other non-grayed L’s for that data element will be applied

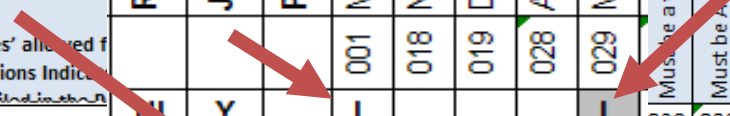
Edit Matrix Population Legend:
 F = Edit applies to the data elements deemed essential for a transaction to be processed.
 L = *Not grayed out: Edit applies to the data elements based on the requirements indicated on the Element Requirement Table.
 *Grayed out: The standard edit will not be applied by the jurisdiction.

Relaxed Requirement Edits:
 L = Claim: requirement is limited to "conditional" on new claims in the R3 environment because the data may not (and may never be) available.
 V = Event: requirement is limited to "conditional" on claims where "initiated" or "reinstated" in R3 because the data may not have been available when time payments were started in the R1 environment.
 NI = No migration impact.

Jurisdiction will apply edits?:
 F = Essential data element; must be edited for successful transaction.
 Y = Yes - indicates that all edits marked for the data element will be based on conditions defined in the Element Requirement Table.
 N = No - indicates that none of the standard edits marked for the data element will be applied.

For Population Restrictions:
 For Data Elements that have certain 'population values' allowed for that data element, a "P" is indicated in the 'Population Restrictions Indicator' column.

IAIABC Data Element Name	Relaxed requirement edits (err msg 001 and 108)	Jurisdiction will apply edits?	Population Restrictions Indicator	Mandatory field not present	Number of Days Worked must be 0-7	Days must be 0-6	All digits must be 0-9	Must be a valid date (CCYYMMDD)	Must be a valid date (CCYYMMDD)	Must be A-Z, 0-9, or spaces	Must be a valid time	Must be <= Date of Injury	Must be >= Date of Injury	Must be >= Initial Date Disability Began	Must be <= Employee Date of Death	Must be <= Maintenance Type Code Date	Must be >= Start Date	No match on database	All digits cannot be the same	Must be <= current date
Entire Batch		N		L				L												
Transaction Set ID		N		L				L												
Maintenance Type Code		Y	P	L			L												83	
Maintenance Type Code Date		Y	P	L				L				L								L



Valid Value Table

Reflects the FROI and SROI data elements that are captured and if the data element is captured, which codes are valid for each data element. Example: DN0002 Maintenance Type Codes (MTCs) is captured as indicated by a 'Y' in the Capture column. DN0092 Benefit Adjustment Code is not captured as indicated by 'N' in the 'Capture' column.

DI	Element Name	Capture?	Acceptable Code Value List - grayed out indicates that a value is 'Not Statutorily Valid'																												
0002	Maintenance Type Code (for FROI)	Y	00	01	02	04	CO	AQ	AU	UI	UR Update Report	UR Upon Request																			
0002	Maintenance Type Code (for SROI)	Y	02	04	AB	AC	AP	CA	CB	CD	CO	EP	ER	FN	IP	NT	PD	PY	PX	RB	SX	SU	UI	VE	AN	BM	BW	MN	QT	SA	
0002	Maintenance Type Code (for SROI)	Y	UR Update Report	UR Upon Request																											
0039	Initial Treatment Code	Y	0	1	2	3	4	5																							
0053	Employee Gender Code	Y	F	M	U																										
0054	Employee Marital Status Code	Y	U	M	S	K																									
0058	Employment Status Code	Y	C	9	8	A	B	1	2	3	6	4	5	7	(see hierarchical order in dictionary)																
0063	Wage Period Code (FROI)	Y	01	02	04	06	07																								
0063	Wage Period Code (SROI)	Y	01	04																											
0069	Pre-Existing Disability Code	Y	Y	N	U																										
0073	Claim Status Code	Y	O	C	R	X																									
0074	Claim Type Code	Y	M	I	N	B	L	W	P																						
0075	Agreement to Compensate Code	Y	W	L																											
0077	Late Reason Code	Y	L1	L2	L3	L4	L5	L6	L7	L8	L9	LA	LB	LC	C1	D1	D2	D3	D4	D5	D6	E1	E2	E3	E4	E5	E6				
0085	Benefit Type Code	Y	010	020	021	030	040	050	051	070	080	090	210	220	221	230	240	242	250	251	270	410	500	501	510	520	521	524	530	540	
	Benefit Type Code (continued)	Y	541	550	551	570	580	590																							
0092	Benefit Adjustment Code	N	A	B	E	G	I	J	L	N	Q	R	S	T	U	V	W	X	Y	Z	1	2	3								

Valid Value Detail Page 1 & 2

Summary of all codes and descriptions. Greyed codes are not accepted by Nebraska .

MAINTENANCE TYPE CODE (MTC's) (DN0002)			
FIRST REPORT:			
00	Original	AQ	Acquired Claim
01	Cancel Entire Claim	CO	Correction
02	Change	UI	Under Investigation
04	Denial	UR	Upon Request (Grandfathered)
AU	Acquired/Unallocated	UR	Update Report
SUBSEQUENT REPORT:			
02	Change	PX	Partial Suspension
04	Denial	RB	Reinstatement of Benefit
AB	Add Concurrent Benefit Type	SU	Sync Up
AC	Acquisition/Indemnity Ceased	SX	Full Suspension
AP	Acquired/Payment	UI	Under Investigation
CA	Change in Benefit Amount	UR	Upon Request (Grandfathered)
CB	Change in Benefit Type	UR	Update Report
CD	Compensable Death - No Known Dependents/Payees	VE	Volunteer
CO	Correction	AN	Annual
EP	Employer Paid	BM	Bi-Monthly
ER	Employer Reinstatement	BW	Bi-Weekly
FN	Final	MN	Monthly
IP	Initial Payment	QT	Quarterly
NT	Narrative	SA	Sub-Annual
PD	Partial Denial		
PY	Payment Report		

Match Data

To match incoming reports to reports in Nebraska's database for processing, Nebraska identifies their primary "match" data element values indicated by 'P' for Primary.

GROUPING	DN	DATA ELEMENT NAME	New Claims	Existing Claims	Corrections MTC CO	Acquired Claims (MTC AQ/AU)	Legacy Claims (MTC UR Update Report) for Existing Claims (3)
Claim	0004	Jurisdiction Code					
	0005	Jurisdiction Claim Number		P	P		P
	0015	Claim Administrator Claim Number					
Claimant		Employee ID					
		▪ Employee SSN – Preferred (DN0042)	P	S	S	P	P
		▪ Employee Green Card (DN0153)	P	S	S	P	
		▪ Employee Employment Visa (DN0152)	P	S	S	P	
		▪ Employee ID Assigned by Jurisdiction (DN0154)	P	S	S	P	
		▪ Employee Passport Number (DN0156)	P	S	S	P	
	0206	Employee Security ID					
	0031	Date of Injury	P	S	S	P	P
	0043	Employee Last Name	P	S	S	P	
	0044	Employee First Name	P	S	S	P	P
0052	Employee Date of Birth						
Claim Administrator	0187	Claim Administrator FEIN (1)	S	S	S		
	0014	Claim Administrator Postal Code					
Employer	0016	Employer FEIN					
	0329	Employer UI Number					
	0230	Employer ID Assigned by Jurisdiction					
Insurer	0006	Insurer FEIN (1)	S	S	S		S
Transaction	0295	Maintenance Type Correction Code (2)			P		
	0296	Maintenance Type Correction Code Date (2)			P		
	0002	Maintenance Type Code		P	P	P	P
	0003	Maintenance Type Code Date		P	P	P	P

Match Data

Nebraska 's Secondary Match Data Elements are indicated by 'S' Secondary as shown. In the case of 'Existing Claims' JCN, MTC and MTC Date are used as Primary and the other DN's indicated with 'S' are used as Secondary.

GROUPING	DN	DATA ELEMENT NAME	New Claims	Existing Claims	Corrections MTC CO	Acquired Claims (MTC AQ/AU)	Legacy Claims (MTC UR Update Report) for Existing Claims (3)
Claim	0004	Jurisdiction Code					
	0005	Jurisdiction Claim Number		P	P		P
	0015	Claim Administrator Claim Number					
Claimant		Employee ID					
		▪ Employee SSN – Preferred (DN0042)	P	S	S	P	P
		▪ Employee Green Card (DN0153)	P	S	S	P	
		▪ Employee Employment Visa (DN0152)	P	S	S	P	
		▪ Employee ID Assigned by Jurisdiction (DN0154)	P	S	S	P	
		▪ Employee Passport Number (DN0156)	P	S	S	P	
	0206	Employee Security ID					
0031	Date of Injury	P	S	S	P	P	
0043	Employee Last Name	P	S	S	P		
0044	Employee First Name	P	S	S	P	P	
0052	Employee Date of Birth						
Claim Administrator	0187	Claim Administrator FEIN (1)	S	S	S		
	0014	Claim Administrator Postal Code					
Employer	0016	Employer FEIN					
	0329	Employer UI Number					
	0230	Employer ID Assigned by Jurisdiction					
Insurer	0006	Insurer FEIN (1)	S	S	S		S
Transaction	0295	Maintenance Type Correction Code (2)			P		
	0296	Maintenance Type Correction Code Date (2)			P		
	0002	Maintenance Type Code		P	P	P	P 87
	0003	Maintenance Type Code Date		P	P	P	P

Match Data

Nebraska also has a column on their Match Data Table to communicate the Primary and Secondary Match data that is used to match to Acquired Claims and Legacy Claims (claims accepted in Release 1).

GROUPING	DN	DATA ELEMENT NAME	New Claims	Existing Claims	Corrections MTC CO	Acquired Claims (MTC AQ/AU)	Legacy Claims (MTC UR Update Report) for Existing Claims (3)
Claim	0004	Jurisdiction Code					
	0005	Jurisdiction Claim Number		P	P		P
	0015	Claim Administrator Claim Number					
Claimant		Employee ID					
		▪ Employee SSN – Preferred (DN0042)	P	S	S	P	P
		▪ Employee Green Card (DN0153)	P	S	S	P	
		▪ Employee Employment Visa (DN0152)	P	S	S	P	
		▪ Employee ID Assigned by Jurisdiction (DN0154)	P	S	S	P	
		▪ Employee Passport Number (DN0156)	P	S	S	P	
		0206	Employee Security ID				
	0031	Date of Injury	P	S	S	P	P
	0043	Employee Last Name	P	S	S	P	
	0044	Employee First Name	P	S	S	P	P
	0052	Employee Date of Birth					
Claim Administrator	0187	Claim Administrator FEIN (1)	S	S	S		
	0014	Claim Administrator Postal Code					
Employer	0016	Employer FEIN					
	0329	Employer UI Number					
	0230	Employer ID Assigned by Jurisdiction					
Insurer	0006	Insurer FEIN (1)	S	S	S		S
Transaction	0295	Maintenance Type Correction Code (2)			P		
	0296	Maintenance Type Correction Code Date (2)			P		
	0002	Maintenance Type Code		P	P	P	P
	0003	Maintenance Type Code Date		P	P	P	P

Match Data

Additional Confirmation: When a match is found on the primary or secondary “match” data elements, these data elements can be used as ‘additional’ confirmation if the claim is a duplicate, for situations where there may be multiple accidents for the same Date of Injury.

Additional Match Data Confirmation: When a match is found on the primary or secondary “match” data elements per the table above, the following data elements can be used as ‘additional’ confirmation that the claim is a duplicate for situations where there may be multiple injuries for the same Date of Injury. When these fields are evaluated and a match is found then a duplicate error message will be returned on Element Number 0002 Maintenance Type Code with Element Error Number 057-Duplicate Transmission/Transaction. If the duplicate is not identified the claim will be processed.

Limitations: The limitation of changing one match data element does not apply to these ‘Additional’ match data elements. See Match Data Rules in Section 4.

The suggested optional data element names are listed below. Place an “A” (Additional) in the appropriate column in order to identify the additional match data. Jurisdictions should not use the “additional” match data elements when processing an 02 change transaction because the 02 could be filed to change one or more of these elements.

			New	Existing	Corrections MTC CO	Acquired Claims (MTC AQ/AU)	Legacy Claims (MTC UR Update Report) for Existing Claims
Injury	0035	Nature of Injury	A	A	A		
	0037	Cause of Injury	A	A	A		

Match Data

For existing claims, only one Match Data Element can be changed on the same MTC 02 Change transaction, unless noted otherwise on the Category Legend. Error message *117- Match data value not consistent with value previously reported* will be returned resulting in a TR-Transaction Rejected acknowledgment.

GROUPING	DN	DATA ELEMENT NAME	New Claims	Existing Claims	Corrections MTC CO	Acquired Claims (MTC AQ/AU)	Legacy Claims (MTC UR Update Report) for Existing Claims (3)
Claim	0004	Jurisdiction Code					
	0005	Jurisdiction Claim Number		P	P		P
	0015	Claim Administrator Claim Number					
Claimant		Employee ID					
		▪ Employee SSN – Preferred (DN0042)	P	S	S	P	P
		▪ Employee Green Card (DN0153)	P	S	S	P	
		▪ Employee Employment Visa (DN0152)	P	S	S	P	
		▪ Employee ID Assigned by Jurisdiction (DN0154)	P	S	S	P	
		▪ Employee Passport Number (DN0156)	P	S	S	P	
	0206	Employee Security ID					
0031	Date of Injury	P	S	S	P	P	
0043	Employee Last Name	P	S	S	P		
0044	Employee First Name	P	S	S	P	P	
0052	Employee Date of Birth						
Claim Administrator	0187	Claim Administrator FEIN (1)	S	S	S		
	0014	Claim Administrator Postal Code					
Employer	0016	Employer FEIN					
	0329	Employer UI Number					
	0230	Employer ID Assigned by Jurisdiction					
Insurer	0006	Insurer FEIN (1)	S	S	S		S
Transaction	0295	Maintenance Type Correction Code (2)			P		
	0296	Maintenance Type Correction Code Date (2)			P		
	0002	Maintenance Type Code		P	P	P	P
	0003	Maintenance Type Code Date		P	P	P	P

Note: Transaction Grouping' is not applicable to the MTC 02 Change transaction.

Match Data

The limitation of changing one match data element does not apply to or consider the 'Additional' match data elements.

			New	Existing	Corrections MTC CO	Acquired Claims (MTC AQ/AU)	Legacy Claims (MTC UR Update Report) for Existing Claims
Injury	0035	Nature of Injury	A	A	A		
	0037	Cause of Injury	A	A	A		

Category Legend as indicated by 'Applicable = Y' allows: Employee First Name (DN0043) and Employee Last Name (DN0044) to both change on the FROI 02 Change.

Multiple element changes Category legend:		Applicable? (Y/N)
Category	Conditions	
1	Employee First Name (DN0043) and Employee Last Name (DN0044)	Y
2	Insurer FEIN (DN0006) and Claim Administrator FEIN (DN0187)	Y
3	Claim Administrator postal code (DN0014) and Claim Administrator FEIN	N
4	Employer FEIN (DN0016), Insurer FEIN (DN0006), and Claim Administrator	N
5	Employer FEIN (DN0016), Insurer FEIN (DN0006)	N
7	7 or greater - jurisdiction must define custom allowable combinations	N

Population Restrictions

Where "P" exists in the Population Restrictions Indicator column of the *DN-Error Message* table, there will be a corresponding entry in the Populations Restrictions table.

Sorted by Error Message & DN	<p>Edit Matrix Population Legend: F = Edit applies to the data elements deemed essential for a transmission/transaction to be processed. L = *Not grayed out: Edit applies to the data elements based on the requirements indicated on the Element Requirement Table. *Grayed out: The standard edit will not be applied by the jurisdiction</p> <p>Relaxed requirement edits: L = Claim: requirement is limited to "conditional" on new claims reported in R3 environment because the data may not (and may never be) available on legacy claims. V = Event: requirement is limited to "conditional" on claims where benefits are being "initiated" or "reinstated" in R3 because the data may not have been collected at the time payments were started</p>	Relaxed requirement edits (err msg 001 and 108)	Jurisdiction will apply edits?	Population Restrictions Indicator	Mandatory field not present	Number of Days Worked must be 0-7	Days must be 0-6
DN	IAIABC Data Element Name						
0002	Maintenance Type Code	NI	F	P	F		
0003	Maintenance Type Code Date	NI	F	P	F		
0004	Jurisdiction Code	NI	F	P	F		

Population Restrictions

Each *Population Restriction* contains:

- The DN # and Name;

DN	Report or MTC	Data Element Name	Population Restriction	Exception	Error Message Number	Error Message Text	Element Error Text (DN0291)
0003	FROI	Maintenance Type Code Date	If incoming FROI: MTC Date must be greater than MTC Date of last MTC Report that is in TA acknowledgment status.		064	Invalid data relationship	Must be > last MTC Date in TA ack
0003	SROI	Maintenance Type Code Date	If incoming SROI: Check to see if there is a SROI in TA acknowledgment status: If NO SROI in TA ack status: Must be greater than MTC Date of last FROI MTC Report that is in TA acknowledgment status		064	Invalid data relationship	Must be > last MTC Date in TA ack
0003	SROI	Maintenance Type Code Date	If incoming SROI: Check to see if there is a SROI in TA acknowledgment status: If YES SROI in TA ack status: Must be greater than MTC Date of last SROI MTC Report that is in TA acknowledgment status.		064	Invalid data relationship	Must be > last SROI MTC Date for Rpt in TA/TE ack
0003	FROI & SROI	Maintenance Type Code Date	Must be greater than or equal to Trading Partners EDI Implementation Date (20190515)		111	Must be valid content	Must be greater than or equal to EDI Imp Date
0004	FROI & SROI	Jurisdiction Code	Value must be "NE"		111	Must be valid content	Value must be equal to "NE"
0005	FROI & SROI	Jurisdiction Claim Number	Must be the same number assigned by NWCC when the claim was established. See Match Data Processing Note for additional information.		117	Match data value not consistent with value previously reported	Match Data - JCN must be same as assigned JCN
0006	FROI and SROI - All MTC's	Insurer FEIN	Multiple match data value can be changed in one transaction. See Match Data Table and exception under 'Category 2'.		117	Match data value not consistent with value previously reported	2 match DN's can change; exception in Category 2

Population Restrictions

Each *Population Restriction* contains:

- Population Restriction, Element Error Number, Exception (if applicable), Error Message Text and the Element Error Text

DN	Report or MTC	Data Element Name	Population Restriction	Exception	Error Message Number	Error Message Text	Element Error Text (DN0291)
0004	FROI & SROI	Jurisdiction Code	Value must be "NE"		111	Must be valid content	Value must be equal to "NE"
0005	FROI & SROI	Jurisdiction Claim Number	Must be the same number assigned by NWCC when the claim was established. See Match Data Processing Note for additional information.		117	Match data value not consistent with value previously reported	Match Data - JCN must be same as assigned JCN
0006	FROI and SROI - All MTC's	Insurer FEIN	Multiple match data value can be changed in one transaction. See Match Data Table and exception under 'Category 2'.		117	Match data value not consistent with value previously reported	2 match DN's can change; exception in Category 2
0015	FROI & SROI	Claim Administrator Claim Number	Claim Administrator Claim Number on the companion record does not match the Claim Administrator Claim Number on the base transaction, the transaction (148/R21 or A49/R22).		064	Invalid data relationship	DN0015 on 148/A49 does not match R21/R22
0025	FROI	Industry Code	If required on MTC, then must be 6 characters and valid NAICS Code (2012 or 2017 NAICS Code)		111	Must be valid content	DN0025 must be 6 characters & valid NAICS

Population Restrictions

Let's look at an example for
DN0154 Employee ID Assigned by Jurisdiction

DN	Report or MTC	Data Element Name	Population Restriction	Exception	Error Message Number	Error Message Text	Element Error Text (DN0291)
0154	FROI & SROI	Employee ID Assigned by Jurisdiction	<p>DN0154 Employee ID Assigned by Jurisdiction If DN0042, DN0152, DN0153 or DN0156 are not available then NWCC will accept the following:</p> <p>When establishing a claim must be: Option 1: First Character of DN0044 Employee First Name followed by First Character of DN0043 Employee Last Name followed by DN0052-Employee Date of Birth (MMDDYY), e.g. XX051590 (where Date of Birth is May 15, 1990) OR Option 2: If Date of Birth is not available, use First Character of DN0044 Employee First Name followed by First Character of DN0043 Employee Last Name followed by DN0031-Date of Injury (MMDDYY), e.g. XX030118 (where Date of Injury is March 01, 2018)"</p>		111	Must be valid content	See Pop Restriction for format allowed.

Population Restrictions

Let's look at another example for FROI and SROI 02 Group 1

DN	Report or MTC	Data Element Name	Population Restriction	Exception	Error Message Number	Error Message Text	Element Error Text (DN0291)
0412	FROI 02 & SROI 02 (Group 1)	Change Data Element/Segment Number	If FROI MTC (DN0002) = 02 or SROI MTC (DN0002) = 02 and Change Reason Code (DN0413) = A (Add) or R (Remove) and any of the following DN's are present in Change Data Element/Segment Number (DN0412) then all DN's must be present in Change Data Element/Segment Number (DN0412): 0068 (Initial RTW Date) and 0403 (Initial RTW Type Code) and 0404 (Initial RTW Physical Restrictions Indicator) must be present and each Change Reason Code (DN0413) must have the same value of either = A (Add) or = R (Remove).	Do not apply edit if it is a Legacy Claim as defined by Legacy Claim Definition Tab	064	Invalid data relationship	If02&ARIfany/RTWDNsPresentAllMustBePresent(1)

Sequencing Table

Nebraska's transaction sequence edits are defined on the *Sequencing table*. If the Apply Seq Edit is = Y, this indicates that the MTC is accepted and the sequencing edit will be applied. Error text indicates why the report was rejected.

FROI and SROI UR (Update Report) example.

Apply Seq Edit? Y, N, NA	Incoming Maintenance Type Code	MTC NAME	Element Error Number (DN0116)	Element Error Text (DN0291) Any error messages in red text are NWCC specific element error text that will be sent.	Incoming Maintenance Type Code	MINIMUM SEQUENCING REQUIREMENTS The MINIMUM SEQUENCING REQUIREMENTS below are from the IAIABC table. Any additions added by NWCC are in noted in red text. NOTE: NWCC does not accept UI MTC transactions.
Y	UR - FROI	Update Report	063	NoLegacyRcvd-MTC URInvalid-sendDiffFROI(MTC(F18)	UR-FROI	<p>NWCC Event Note: If you Trigger FROI MTC UR and there is no Legacy Claim on file (FROI R1 MTC not properly filed) then the FROI UR is rejected with error 063 with Element Error Text: NoLegacyRcvd-MTC URInvalid-sendDiffFROI(MTC(F18). You should then file the appropriate FROI 00, 04, UI or AU.</p> <p>IAIABC Note: Submitted on a legacy claim as defined by the jurisdiction's Event Table. Refer to the Legacy Claims Processing Rules in Section 4.</p> <p>DP Rule: FROI: The FROI UR is intended to match a claim previously reported to the state and/or initiate EDI reporting. The FROI UR may or may not be required prior to submitting the SROI UR if the JCN has already been communicated to the Claim Administrator. Refer to Legacy Processing Rules in Section 4 and Migration Document for more information.</p>
Y	UR - SROI	Update Report	063	Invalid Event Sequence or SROIURcannotFollowFROICheckDateClmAdmKnow(S21)	UR-SROI	<p>NWCC Event Notes: SROI UR can follow an accepted FROI UR.</p> <p>SROI UR can follow an accepted FROI 00, 04 or AU if the DN0041 Date Claim Administrator Had Knowledge of Injury < 05/15/2019. If DN0041 Date Claim Administrator Had Knowledge of Injury is not < 05/15/2019 then the SROI UR will be rejected with Error 063 and Element Error Text: SROIURcannotFollowFROICheckDateClmAdmKnow(S21).</p> <p>If a SROI has never been filed then any applicable initiating SROI can follow the FROI MTC UR per Sequencing rules.</p> <p>IAIABC Note: Submitted on a legacy claim as defined by the jurisdiction's Event Table. Refer to the Legacy Claims Processing Rules in Section 4.</p> <p>SROI: The SROI UR is intended to provide a starting point for legacy claim data and benefits paid to date. Legacy claims where the initiating payment is issued post implementation will be reported on the Initial Payment or equivalent. Jurisdictions that accept a SROI UR should use the summary as the current picture of the claim. Refer to Legacy Processing Rules in Section 4 for more information.</p>

Nebraska 's Accident Site County/Parish Edit and County Names

DN	Report or MTC	Data Element Name	Population Restriction	Exception	Error Message Number	Error Message Text	Element Error Text (DN0291)
0118	FROI	Accident Site County/Parish	If ACCIDENT SITE STATE CODE – DN0123 is present and = 'NE' then Must be valid per the NWCC Accident Site County List.		111	Must be valid content	Not found in the list of NE counties

NWCC Accident Site County Name	
See Population Restriction Edit:	
County Code	County Name
1	DOUGLAS
2	LANCASTER
3	GAGE
4	CUSTER
5	DODGE
6	SAUNDERS
7	MADISON
8	HALL
9	BUFFALO
10	PLATTE
11	OTOE
12	KNOX
13	CEDAR
14	ADAMS
15	LINCOLN
16	SEWARD
17	YORK
18	DAWSON
19	RICHARDSON
20	CASS

How does Nebraska communicate the status of EDI reports?

Trading Partner sends
FROI Batch:

FROI	Claim#1
FROI	Claim#2
FROI	Claim#3
FROI	Claim#4



Nebraska returns
Acknowledgment Batch:

AKC TA Claim#1
AKC TE Claim#2
AKC TR Claim#3
AKC TR Claim#4

Nebraska returns an EDI Acknowledgment Record (AKC) for each FROI and SROI report received. The AKC communicates the status of the EDI FROI or SROI report. The status can be a TA, TE or TR:

- **Status TA:** Indicates that the EDI report was accepted
- **Status TE:** Indicates that the EDI report was accepted with errors
- **Status TR:** Indicates that the EDI report was rejected. Review the reason to determine if the same FROI or SROI needs to be adjusted and resent.

What are the Filing Method Options for EDI Submissions?

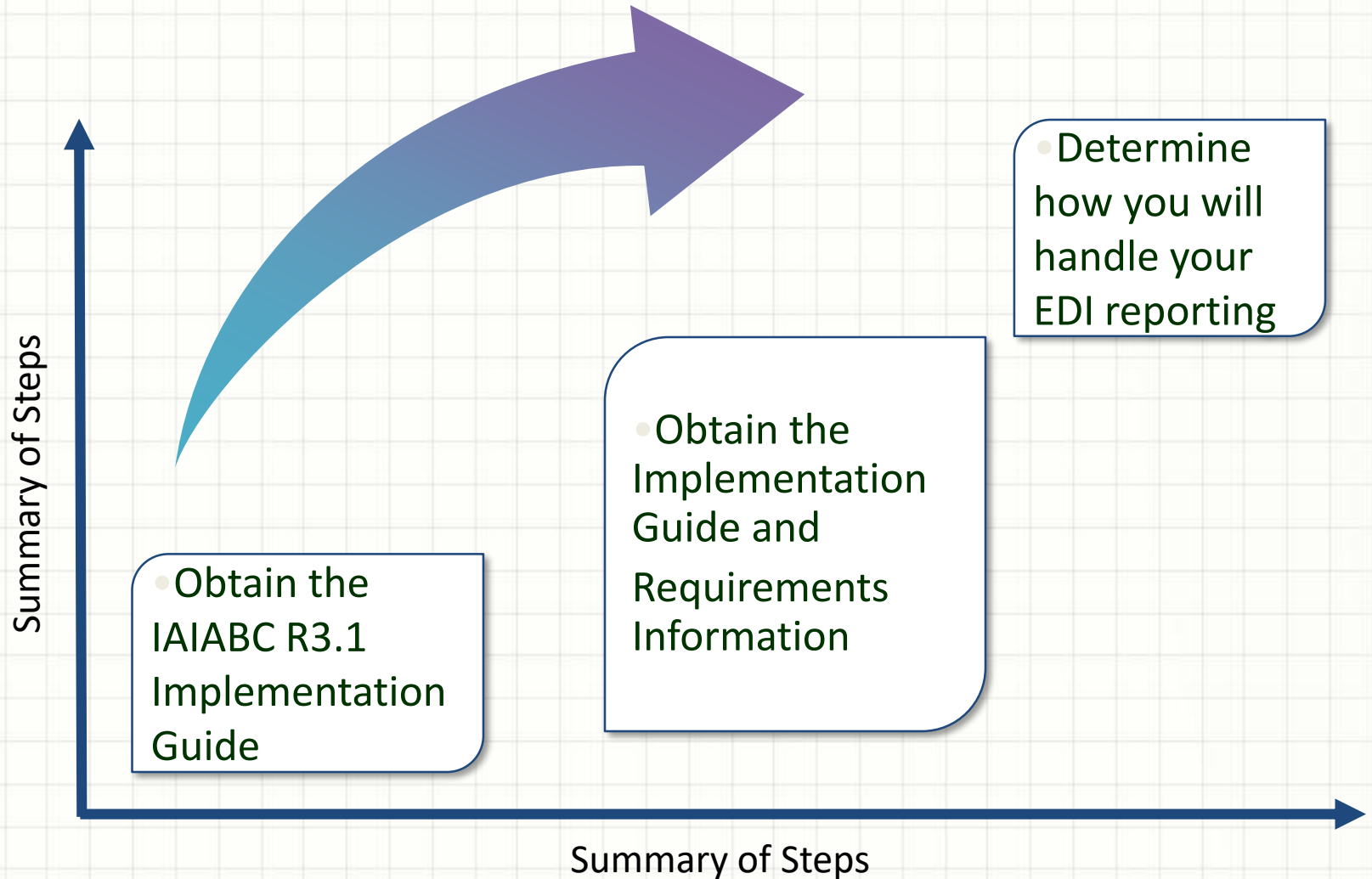


- **Direct Reporting (Secure FTP)**
 - Trading Partners and IAIABC Members with knowledge of the standards reporting EDI Claims Releases in other states
- **EDI Vendor**
 - List of vendors that have a variety of services to meet your EDI needs are listed on Nebraska's website. Nebraska does not endorse, nor recommend any one vendor over another.
- **Nebraska – ISO's Jurisdiction Web Entry**
 - This web system is provided free, for low volume Trading Partners, by Nebraska's EDI Claims Vendor - ISO

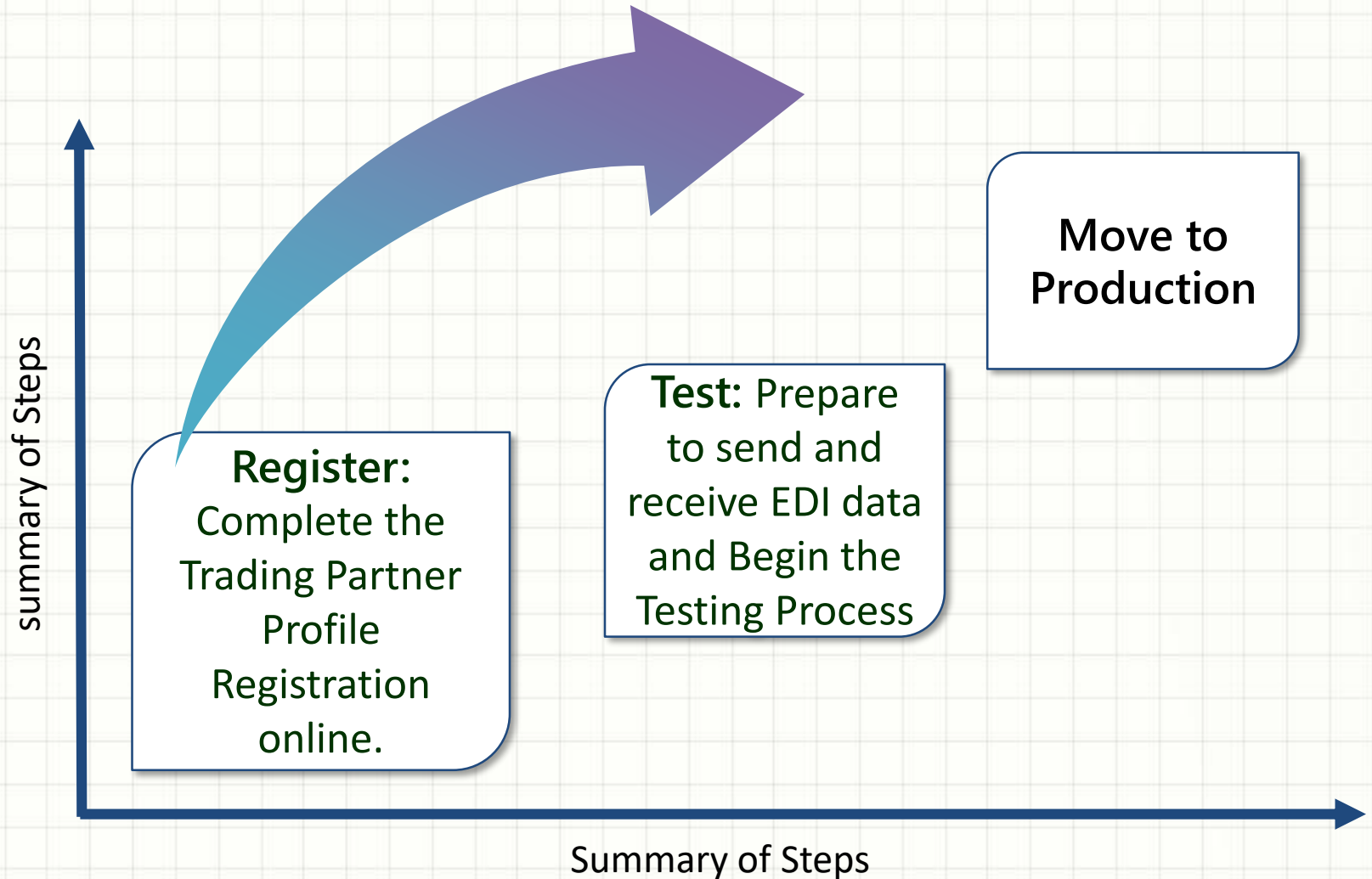


Summary of Steps to Implement EDI Claims Release 3.1 with Nebraska

Summary of Steps for Implementation



Summary of Steps for Implementation



How do I get help?

All questions related to the Trading Partner Registration Process and/or General EDI Support, please contact the Nebraska EDI Support Team via email at NWCCEDI@ISO.COM.





QUESTIONS?





NEBRASKA
WORKERS'
COMPENSATION
COURT



THANK YOU

FOR ATTENDING

THE NEBRASKA WORKERS' COMPENSATION COURT
(NWCC)

EDI CLAIMS RELEASE 3.1
INFORMATION WEBINAR